POLICE
YOUTH CRIME PREVENTION DESK
CRIME STOPS WITH ME
•MY VOICE, MY SAFETY•

#EKSE! My Voice, My Safety is a joint initiative supported by the Gauteng Department of Community Safety, the South African Police Service, Youth Crime Prevention Desk, Community Police Forum and the Gesellschaft für Internationale Zusammenarbeit GmbH.

"This project assists with the ease of communication with and amongst the Youth in Gauteng on Crime and Safety challenges that they are faced with on a daily basis." ***Mothibi Mohomane, Youth Safety Manager, Gauteng Department of Community Safety***

"#EKSE! is the dawn of new possibilities, brought about by the capacity to effectively communicate through new technology mediums and provides platform for much needed dialogue in communities." ***Jeff Mohlele, Chairperson Gauteng Youth Crime Prevention Desk***

"It is a youth initiative that sensitises every young person to take part in the creation of safer spaces." ***Colonel Ramahuma, Partnership and Social Crime Prevention Liaison, Gauteng SAPS***

"An initiative which empowers the youth through new media and provides a voice for them to become active agents of change in the communities, engage in open discussions and find solutions to issues affecting them." ***Joan Moeketsi, Advisor Violence and Crime Prevention Programme, GIZ***

community safety
Department: Community Safety
GAUTENG PROVINCE

YOUTH CRIME PREVENTION DESK
CRIME STOPS WITH ME

COMMUNITY POLICE FORUM
Partners in Policing

german cooperation
DEUTSCHE ZUSAMMENARBEIT

Implemented by:
giz Deutsche Gesellschaft für Internationale Zusammenarbeit (GIZ) GmbH

EKSE, Lesedi, howzit? Have you seen these dodgy guys at the park? They are selling drugs to the kids. It makes me very upset that nobody can stop them. I mean, I also don't have a job and it's difficult at home with my dad being unemployed and mom sick, but it doesn't mean I have to be a tsotsi, right?

Hey Lutsha, ke sharp, wena? Yeah, these guys are drop outs and Nyaope has taken over their lives. This drug is really dangerous to our youth, it seems that once you hooked, it's impossible to get off. But we have to stop them and look out for our community. The Youth Crime Prevention Desk station I am involved with is doing this awesome project called #EKSE! My Voice, My Safety. We learnt how to use media more cleverly to link up with local authorities and also with the community to deal with such issues.

Oh wow, that sounds really cool. I think I also heard you guys also on the radio the other day talking about your work and the impact it has on the community. I would love to be part, is there anything I could do?

For sure, we always need volunteers. Check out our booklet, it gives you some info on what #EKSE is all about!

YOUTH DESK

The Youth Crime Prevention Desk is a youth volunteer structure established approximately 15 years ago through the South African Police Service and the Community Police Forums in partnership with the Gauteng Department of Community Safety. The main objective was to bridge the gap between the community and the Police.

It is a platform for young people to participate and become involved in their communities, collaborate with government institutions, NGOs and private stakeholders for sustainable youth programmes and skills development.

In 2014 there are approximately:

- ***2000*** Youth Crime Prevention Desk members across Gauteng
- Divided into ***22*** clusters and
- ***91*** police stations

Anyone can become a Youth Desk member. Visit your local police station and ask for the station's SAPS Social Crime Prevention Coordinator. They can explain to you how it all works.

Being a volunteer for your community shows a great deal of responsibility. It shows selflessness as you are working without expecting a pay-cheque. At the same time, you are gaining a lot of experience and skills that might be helpful in future to find a job.

Working in the field of crime and violence prevention, you have to be able to speak the ***language of safety,*** understand what causes crime and violence in your community and how best you can help prevent it from happening. The Terminology Page covers some of the concepts – you find more info on this Portal ***www.saferspaces.org.za.***

Many Youth Crime Prevention Desks work in crime ridden areas. Together with their SAPS Social Crime Prevention coordinators, the #EKSE! My Voice, My Safety participants discussed the causes of violence and crime in their communities. Their task is to come up with solutions and actions that the Youth can take to prevent these from happening in their areas.

Building a ***strong community*** in which the police, youth organisations, businesses and government work together is fundamental in solving problems. Improved education and school programmes, community discussion platforms and awareness campaigns are among many activities driven by the Youth Crime Prevention Desk.

Violence and Crime

Crime and violence are in fact not the same. Some types of crimes are violent, such as murder and rape whereas not paying your taxes is a type of crime that does not involve violence. Also, not every case of violence is a crime. When a husband is oppressing his wife at home (one form of gender-based violence), he is psychologically violating her without necessarily committing a crime.

Violence and Crime in South Africa

South Africa has gained a reputation as one of the most violent countries in the world.

Murder, rape, robbery and carjacking are daily occurrences in many communities. The core of the problem of violent crimes in South Africa is a ***culture of violence*** and criminality meaning violence is often seen as "normal".

According to 2013 statistics, there has been an increase in serious, violent crimes, among them murder.

Alcoholism, drugs and unemployment are contributing to a rise in violence behaviour.

Over half of the South African population is younger than 35 years old. These ***young people*** represent the majority of ***both victims and perpetrators*** of crime in South Africa.

Typology of Violence

Violence is defined as "the intentional use of physical force or power, threatened or actual, against oneself, another person, or against a group or community, that either results in or has a high likelihood of resulting in injury, death, psychological harm, maldevelopment or deprivation."(WHO World Report on Violence and Health, 2002)

Violence can be divided into ***three types***: self-directed, interpersonal and collective violence.

Cross-cutting these three types of violence, you can further make a distinction between the ***nature of violence***: physical, sexual, psychological and deprivation/ neglect.

The types or nature of violence are not always this clear. They can easily overlap, and influence or reinforce each other.

Safety and Security

Security means protection against a known or perceived threat. ***Safety*** means to live without that threat or fear. Burglar bars and high concrete walls make us feel more ***secure*** against robbers. Living in a society where I do not worry about being robbed, makes me feel ***safe***.

To create safer communities, we cannot only treat the ***symptoms*** of violence and crime, but the root ***causes*** need to be identified.

There is no single reason that explains violent behaviour. It is a combination of various ***risk factors*** that help understand why one person, community or society might be more vulnerable to becoming victims or perpetrators of crime. Identifying and strengthen so-called ***protective factors*** helps to reduce the risk factors.

Drug abuse and youth gangs increase the risk of higher levels of violence and crime in communities. Building community centres and engaging young people in sport activities are protective factors that assist with ***preventing*** violence and crime.

SIGN UP!!

www.saferspaces.org.za

STRENGTHENING COMMUNINICATION

In 2012, the Gauteng Department of Community Safety and GIZ's Violence and Crime Prevention Programme conducted a study to find out if the Youth Crime Prevention Desks were working towards the benefit of the communities. They found out that it was a solid and useful structure, but was also faced by some challenges. Although the Youth Crime Prevention Desks were effective at creating safer spaces, they found communicating with young people, other Youth Desk structures and local authorities a challenge. Hence the New Media project was launched and was named ***"#EKSE! My Voice, My Safety!"*** at the first workshop.

From January – August 2014, the participants completed ***3 module-based workshops*** facilitated by frayintermedia and Soul City Institute. By using innovative methods and creative ways to learn about communication, content creation and media footprint, the participants felt more and more empowered to interact with their communities and even local authorities.

This initiative is part of a bigger pilot project funded by the German Federal Ministry for Economic Cooperation and Development (BMZ). Although only a few Youth Desk members from Katlehong and Tembisa clusters within the Ekurhuleni Municipality could take part in this series of workshops, ***#EKSE! My Voice, My Safety*** is open for everyone. Join our two characters Lutsha and Lesedi on their #EKSE journey. Experience lesson's learnt, check out step-by-step guides and read about their plans for the future, as described in this booklet.

INVOLVEMENT

Five stakeholders partnered together working towards a common goal: Making South African communities safer.

INCLUSION

Active participation of stakeholders from all levels: government, NGOs and private sector.

FIVE GLOBAL PILOTS

A pilot is some sort of trial run to test if an intervention has potential before rolling it out further. Similar projects are also implemented in Togo, Ecuador, Bangladesh and Palestinian Territories.

CONSULTATIVE PROCESS

An in-depth consultative process is crucial to ensure all stakeholders are on board and in agreement with the project.

EKURHULENI TEMBISA KATLEHONG

Criteria was developed by the partners which determined that Ekurhuleni Municipality with Tembisa and Katlehong clusters were best suited for this pilot.

SUSTAINABILITY

Gauteng Department of Community Safety takes ownership of the project and ensures knowledge transfer to other Youth Crime Prevention Desks in the province.



COMMUNICATION

Effective communication occurs only if the 'receiver' understands the exact information or idea that the 'sender' intended to transmit. Before you communicate, find out who is your ***target audience***: are you speaking to young or old people? This defines which ***channel*** of communication you choose: flyers, newspapers, radio, Facebook or Twitter.

Developing clear ***key messages*** is very important while communicating. Ask yourself: "What is the one thing I want my audience to think about?" Key messages should be positive, short and specific: "***Youth Crime Prevention Desk members make South Africa a safer place.***"

MEDIA LANDSCAPE

While ***traditional media*** platforms, such as print media, TV and radio are still very popular in South Africa, ***new media*** channels are increasingly growing an audience, especially amongst the youth. Facebook is currently South Africa's biggest social media platform, followed closely my Mxit and Twitter.

What is better, traditional or new media? Both media landscapes have their pro's and con's. New media is a very interactive and an up-to-date environment as the content is created by its users. However, it's not for everyone: You have to have access to a computer or phone and airtime to browse the Internet and use Facebook, Twitter or Instagram. The most accessible medium for many consumers remains the radio. It is a good tool for discussions and story-telling. TV is useful for creating visibility while print media helps to explain something to provide more detail.

SOCIAL MEDIA TIPS

Do not discriminate against race, gender, religion, culture and age. Ensure fairness at all times.

Do not post swearwords or vulgar language.

Avoid posting party political statements. The Youth Desk serves members of all political parties.

Be respectful towards the public and other Youth Desk members. Don't advertise brands, businesses or people.

Tell the truth, be factual. Protect individuals' privacy. Credit the source of content if it's not yours.

Do not use the SAPS or DoCS logos or databases without permission. You cannot communicate on their behalf.

Be aware you are posting on behalf of the Youth Desk. This is not your personal profile.

DEVELOPING CONTENT

Being more present on new and traditional media platforms is only the 1st step to better communication and lively dialogue. After you have learnt ***HOW*** to communicate better, the next step is to consider ***WHAT*** you want to communicate. If your content is not ***relevant, interesting*** and ***different***, nobody in your community or from your local municipality might be interested in what you have to contribute.

Think about creating material and information that others want to read and share. ***Be human*** – have a personality with a view of the world. ***Be relevant*** – engage on issues that matter when they matter. ***Take a stand*** – Care about something.

Before you share your posts, make sure that all your data is ***reliable***. That includes that your content is truthful, well researched and original (not copied from someone).

Using ***pictures*** can also help you to get your content out there – a photo is worth a thousand words. In fact, photos can express emotions much better than words. They can be a powerful tool for sending a bigger message. They are easier and faster to share, especially in the digital age we live in. Verify that you are allowed to use your pictures, e.g. you are not allowed to share pictures of accident scenes that identify victims.

TIP: By adopting the government's ***monthly campaign*** topics on your media platforms, your content is guaranteed to be relevant and interesting. It will also be easier to get support for your activities as they are in line with government's initiatives. For example, in June you should be looking at issues around youth and safety. Children's Month is in October where you could discuss the role of children in preventing crime. All monthly campaigns are listed on:

http://www.gautengonline.gov.za/Pages/GPGMonthlyCampaigns.aspx.

MEDIA FOOTPRINT

Having the knowledge of how to communicate with your target audience via the right media channels and developing quality content gives you all the tools that you need to come up with your very own communication strategy. Remember that all of your communication also gives your organisation its ***identity*** and personality.

To keep your communication active, whether it is on social media or more traditional channels, you always have to check and follow up on the messages that you send out – you are watching your ***media footprint.***

Is it relevant what I am posting? Who is following me? Are there liking my content and sharing it? are important examples of questions you should ask yourself all the time. Online tools, such as Facebook Insights and www.socialmention.com can help you to ***plan*** and ***monitor*** your media activities.

Facebook Insights is a feature on your Facebook Profile that helps you understand the people who like your Page and engage with your post. A graph shows you how many females vs. males connected with you. You can see the age group of your followers, the language they speak and what they do for a living. With all this information you can find the best ways to connect better with them which helps to ***grow*** your ***media footprint.***

As Youth Crime Prevention Desks, you have to ***share*** a common communication strategy. This helps the communities and other partners to ***recognise*** your organisation and take you more seriously. To start with, follow this template on how to name your Page on Facebook.

FACEBOOK PAGES:

- Gauteng Youth Crime Prevention Desk
- Tembisa Youth Crime Prevention Desk
- Rabie Ridge Youth Crime Prevention Desk
- Norkem Park Youth Crime Prevention Desk
- Kempton Park Youth Crime Prevention Desk
- Olifantsfontein Youth Crime Prevention Desk
- Katlehong Cluster Youth Crime Prevention Desk
- Katlehong North Youth Crime Prevention Desk
- Katlehong South Youth Crime Prevention Desk
- Vosloorus Youth Crime Prevention Desk
- Eden Park Youth Crime Prevention Desk
- Thokoza Youth Crime Prevention Desk
- Dawn Park Youth Crime Prevention Desk
- Zonkezizwe Youth Crime Prevention Desk



TOOLS

TIMELINE | ABOUT | PHOTOS | FRIENDS | MORE

TWEETS PHOTOS FOLLOWING FOLLOWERS FAVOURITES

LUTSHA

ABOUT

WHY USE FACEBOOK?

TIPS HOW TO USE FACEBOOK.

CREATE YOUR OWN PAGE TODAY ON

WWW.FACEBOOK.COM

PHOTOS

STATUS

Facebook is a great tool to ***share information*** with a large network of people who can like your updates, share them and comment on them. Plus, you are not limited to one language.

To ***grow your followers*** you have to set up a nice Page Profile. Also, only publish engaging content that doesn't insult anyone. It helps to find out what interests your community.

Remember to ask friends and colleagues to like you on Facebook and like their pages as well. ***Be active*** – post updates and comments regularly so it appears on your friends' newsfeed.

For interesting and relevant info, Like the following Pages:

Gauteng Youth Crime Prevention Desk
Gauteng Department of Community Safety
Youth Lab ZA
National Youth Development Agency
Soul City – It's Real
Saferspaces
Youth News Agency South Africa
Mail & Guardian
PsyCaD Career Services

@LESEDI

Twitter (www.twitter.com) is a great platform to circulate information. It is good for accessing major media and youth through comments, called ***Tweets*** and by using #hashtags.

A Tweet is limited to 140 characters; therefore you need to keep them ***short***, simple and meaningful.

In your ***Twitter Bio***, you introduce yourself to the world, so make it interesting. Don't forget to upload a profile pic, nobody wants to follow an egg.

This symbol **#** is called a ***hashtag*** and is used to mark trending keywords and topics in a Tweet. Search our's: #sm4ycpd. It stands for 'Social Media for Youth Crime Prevention Desks.'

Maximise Twitter: Follow many people; Retweet other users' Tweets and use @mention (it's like tagging people on Facebook). @gpyouthdesk @GP_CommSafety @safer_spaces @social_mediaSA

#twitter #socialmedia #tweet #gpyouthdesk #YCPD #gauteng #southafrica #brother_lawrence

SHARE

Taking the skills and knowledge back to the communities is a crucial part of the #EKSE! MY Voice, My Safety Initiative. It is important that the Youth Desk structure as a whole gains from the trainings.

After the first workshop, everyone agreed that for this initiative to be successful, it needs to be ***sustainable***. The benefits developed out of the trainings and activities implemented through #EKSE! My Voice, My Safety, have to continue long after the initial pilot project has finished.

You can share and ***exchange knowledge*** with your peers in many ways. Katlehong cluster invited their community to a workshop at the police station. Their peers were very interested to learn how using new and traditional media channels more strategically could help them with their work in crime and violence prevention. The #EKSE participants assisted with creating Facebook Pages, Gmail Accounts and Twitter Profiles. Afterwards they felt they made a difference by ***empowering*** their community through sharing their experiences.

Tembisa cluster used social media networks to inform fellow Youth about what they had learnt during #EKSE workshops. They shared tips, photos and other info on their Facebook page and WhatsApp Groups. This way they felt they could reach out to more people.

TWEET UP

One of the most powerful features of social media platforms is that all interaction happens virtually – on the Internet. It saves time and money not having to be physically in the same location as the person you are interacting with on a topic or debate.

A Tweet Up is a great tool that facilitates such conversations on the web. It's a live event on ***Twitter*** that is focused around a general theme. It helps capture a conversation or discussion while at the same time creating a participatory platform for whoever cannot attend the session in person.

During the 2nd and 3rd Workshop, Youth Desk members hosted panel discussions around the topics of youth, safety issues and violence prevention. On Twitter, they invited everyone to join them for a Tweet Up to share their input and thoughts. In total, there were almost ***500 Tweets*** related to these panel discussions.

TIPS ON HOSTING A TWEET UP

TWEETS PHOTOS FOLLOWING FOLLOWERS FAVOURITES

1. Register a Twitter-Account or sign in to your existing Account.
2. Select a relevant #hashtag that is used to filter all the chatters and comments : #crimeprevention
3. Set the Date, Time and Duration of your Tweet Up

4. Pick an engaging and relevant topic to discuss.
5. Tweet about your Tweet Up
@skhalomatabane: Join us for a tweetup on substance abuse + crime 27 March @2-3 pm #sm4ycpd

6. Be welcoming and clear, encourage participation by quoting panelists and asking questions
@Eugene_Kley : welcome to the Tweet-Up session linking on substance and crime. We are starting now. How is substance affecting your community ? #sm4ycpd
@JeffMohlele : « Alcohol abuse is significant factor in unprotected sex and unwanted pregnancies » Ms Jenny Button (Soul City) #sm4ycpd

6. At the end, acknowledge participation while letting the chat live on

@Mthembuboitu : The discussion was very interesting, looking forward to doing it again. thanks to everyone who tweeted-up. Youth Desk your the best. #sm4ycpd

GETTING YOUR CONTENT ON-AIR

Know your community radio station: Find out who is your target audience and select a show that relates to your listeners. If you are targeting school-going young people, the afternoon drive show is probably best. After you identified the show, make an appointment with the relevant presenter.

Meet the show producer/ presenter: Ask one member of your local SAPS and one member of your local CPF to accompany you for moral support. Provide a detailed brief about what you would like to talk about and show the presenter that you have done your research on the topic.

When the producer agrees to allocate you a slot - you will be responsible to provide all the information for the interview.

What if my request to be on a show is declined? Ask them to suggest another show that they think would be relevant for the subject matter. Don't leave the station until you get a slot.

What language should I speak? Always conduct your interviews in a language/s that you speak or understand and is commonly understood or spoken in your community.

After your 1st interview, what now? Kindly ask the producer to consider allocating a standard monthly feature on her/his radio show (i.e. once a month there will be an interview on the show, discussing issues related to the local Youth Desk). Convince them that the Youth Crime Prevention Desk is a very important community organisation and you would like to reach as many young people in your area; hence having monthly interviews will achieve this.

THOUGHT CAPTURING

To become ***agents of change***, young people need to participate, collect and share ideas with people from different backgrounds. These people could be the Social Crime Prevention Coordinators from your local police station, your area's ward councillor, people working for your municipality, your neighbours, the Spaza Shop owner, teachers or friends.

You know now that as a young person in South Africa there is a high risk that you will come into contact with crime and the many types of violence.

Connecting to your community gives you a better understanding of these issues that need solutions.

Leading up to International Mandela Day, Lutsha, Lesedi and their colleagues from #EKSE collected ***#67 Ideas*** on how to make their communities safer. They used different channels, including WhatsApp, Facebook and door-to-door visits to capture their communities' thoughts on this question.

The idea is to ***mobilise*** the community, local NGOs, the police and local government structures to contribute towards making their communities safer as part of their 67 Minutes. ***Sustainability*** was the key factor when choosing the final #Idea that is to be put in action on Mandela Day. To fulfil this requirement, the Youth Desk members promised to roll out the projects to more than one site and carry them out on a monthly basis.

Tembisa Youth Desk cluster voted the clean-up and beautification of Motheong Park as their top Mandela Day #Idea. Devoting a whole day to cleaning up a school in their cluster was most important to the Youth Desk members in Katlehong.

WHICH ONE IS YOUR COMMUNITY?

#67IDEAS

Besides making sure that their Mandela Day #Idea is ***sustainable,*** the Youth Desk members also checked how their activities would contribute to making their communities ***safer.***

Motheong park in Tembisa had become a crime-hotspot and people didn't feel safe walking through the park. By cleaning it up and painting the playground, the community reclaimed their park as a safe space for ***recreation.***

The school in Katlehong was in a bad condition when the Youth Desk members decided to fix it up. Shattered windows, dirty classrooms and a neglected school yard is not a favourable learning environment. The community stepped up to create a safe space for young people to get an ***education.***

The community on the left is dirty and not well taken care of. The buildings are run-down and some of them are abandoned. There are no trees for fresh air. High grass is a danger for many people walking on the street as criminals could hide behind it. Children are exposed to hazards, such as petrol and oil. ***Safe or Unsafe?***

The community on the right has street lamps that work and ensures that the grass is cut. There is no litter on the road and the houses are in good condition. Trees offer shade in the summer and give fresh air. ***Safe or Unsafe?***

CELEBRATION

#EKSE!

"MY VOICE, MY SAFETY"

The ***final learning event*** celebrates the successful completion of the #EKSE! My Voice, My Safety Initiative.

At this event, the participants are able to ***showcase*** their achievements since the start of the project. Most importantly, they can ***share*** the knowledge they have acquired with their fellow Youth Crime Prevention Desk members from the other clusters across Gauteng. Politicians, police and other development practitioners join in a panel discussion led by the youth to ***debate*** the challenges faced by young people and how they can get involved in finding ***solutions.***

UNDERSTANDING

We have learnt about the different ***concepts*** of violence and crime prevention. Coming to grips with the ***language*** of ***safety and security***, all participants have a better understanding of issues related to these topics.

STRATEGIC COMMUNICATION

WHAT ? WHY ? WHEN ? WHO ? HOW ? We have learnt to ask the right questions about the messages we send out to our communities. Planning your communication better will make it more powerful and increase the chance of success.

DIALOGUE

Good dialogue should lead to action. Talking to the right people, choosing the right media channels and attending important events will help to make sure that the youth's concerns and ideas are added to government solutions.

PERSONAL DEVELOPMENT

We have become more ***confident*** to communicate with many different partners and government authorities. Working as a ***team***, we have the ***maturity*** to bring change to the communities which we live in. We understand our roles and ***responsibilities*** as the youth to become active agents of change in society.

WAY FORWARD

The experience shows that ***#EKSE! My Voice, My Safety*** uses an ***effective*** approach to empower young people to positively influence their vision of life. The initiative has successfully explored the potential of new and traditional media to ***enable*** the youth to engage in political processes and dialogue.

Rolling out this initiative further to Youth Crime Prevention Desks across Gauteng would mean that more young people could be inspired to become the change they want to see in their communities. Greater focus should be on getting young people involved in decision-making processes on local government level.

Have you heard of the ***Integrated Development Plans*** (IDPs)? Local municipalities use IDPs to plan for the future development of their areas. It is a ***democratic*** process and ***involves*** the entire community to find the best solutions to improve the lives of people living in the area. By attending ward meetings, reading your local newspaper, listening to community radio and being active on social media, you will know HOW, WHERE and WHEN to have your say!

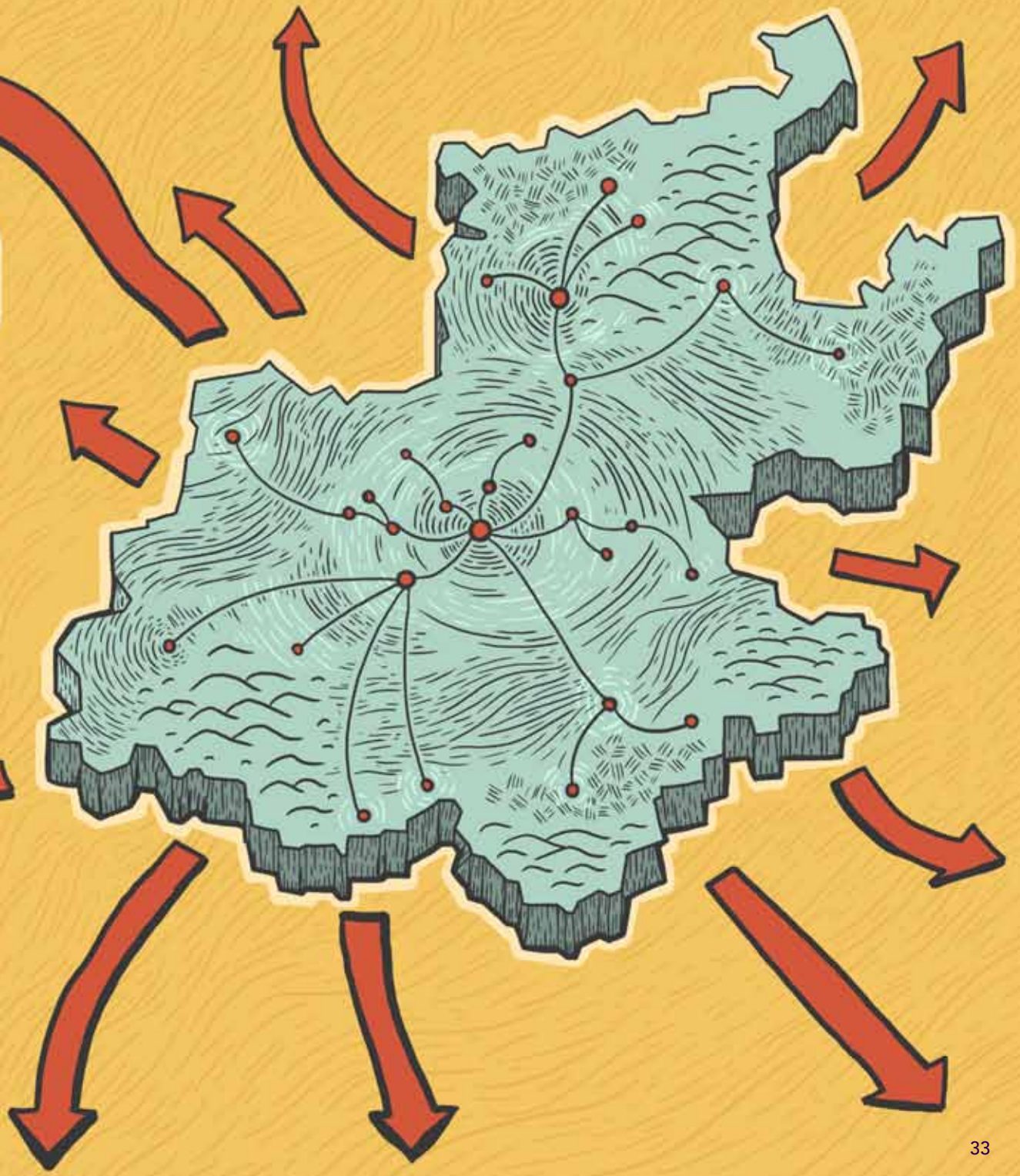

PROFILES

Eugene Kley

Follow me on Twitter @Eugene_Kley

Zanele Sizani

"I now use different platforms to engage with young people concerning issues that we face on a daily basis."

Monica Monyalotse

Motivated Youth Crime Prevention Desk member from Zonkiziziwe

Bongiwe Bunga

"I learnt how to create a page on Facebook and how it can also link to Twitter."

Mosa Lithakong

Motivated Youth Crime Prevention Desk member from Olifantsfontein

Buhle Mkhosi

"Always use clear key messages in your story."

Malose Mabusela

"I didn't know that you could link Facebook and Twitter, it's awesome."

Kagiso Seleke

In memory of a young man who was always dedicated to be the change in his community. Robala ka kgotso.

Davis Marota

Follow me on Twitter @Daviskenny1

Kholofelo Seolwana

"You have to always act responsible on social media, consider the Do's and Don't's."

Skhalo Matabane

"Using social and traditional media helped with recruiting new Youth desk members."

Nhlanhla Mofokeng:

Motivated Youth Crime Prevention Desk member from Rabi Ridge

Valencia Ndwandwe

"#EKSE! has taught me a new way of reaching people and be responsible on social media."

Xoliswa Nene

"I am now able to communicate with the community not only via traditional but also via social media."

Marvyn January

"Eden Park Youth Desk has an identity now and we can promote the good work we are doing in the community."

Philipp Mnisi

Motivated Youth Crime Prevention Desk member from Ivory Park

Lawrence Ndlovu

"We are more noticed now and more stakeholders and sponsors are able to see our contribution."

Nonkululeko Ngwenya

"What an exciting journey, great platform to share my views on safety issues."

Precious Maenetja

"Social media is an easy tool for information sharing and people will receive it in time."

Simon Mathobela

Follow me on Twitter @mrmathobela

Boitumelo Mthembu

"Wake up and wise up, crime is happening. Social media helps speed up communication with your community."

Thabiso Moloi:

"Using social media as a voice of change is helpful to share challenges and resolutions with other Youth Desk colleagues."

Kgomotso Mokoka

"As an #EKSE member, I now know to how increase my number of followers."

Jonas Ubisi

"EKSE is about grabbing people's attention and how you can use social networks to reduce crime."

Cynthia Malan

Follow me on Twitter @Cynthiamalan

Thoko Radebe

"#EKSE broadened my mind and taught me to use social media effectively in my community."

Kabelo Manamela

Motivated Youth Crime Prevention Desk member from Dawn Park

Steering Committee:

Mothibi Mohomane

Youth Safety Manager at the Gauteng Department of Community Safety.

Velaphi Mahlakwane

Social Crime Prevention Officer at the Gauteng Department of Community Safety.

Lethabo Mashile

Communications at Gauteng Department of Community Safety

Colonel Ramahuma

Partnership Liason Social Crime Prevention at Gauteng SAPS.

Charles Mothoa

Ekurhuleni Community Safety.

Jeff Mohlele

Chairperson at the Gauteng Youth Crime Prevention Desk.

Boitshepo Gaborone

Public Relations Officer at Gauteng Youth Crime Prevention Desk.

Allan Boesak

Technical Advisor for the GIZ. Crime and Violence Prevention Programme

Joan Moeketsi

Technical Advisor for the GIZ. Crime and Violence Prevention Programme

Isabel Faller

Programme Manager and Consultant for the GIZ.

BROTHER LAWRENCE STUDIOS

frayintermedia

SOUL CITY INSTITUTE

NOTES:

"Let us all take responsibility for freeing our communities of crime and violence. Let us not rob ourselves of the freedom which we have so recently won by allowing these evils to continue.

Every community in our country has a fundamental right to be free from fear. Each and every South African has the right to feel secure in their home, to feel safe in the cities, towns and rural areas. People should not fear the night. They must be able to travel to work, to school and other places without danger.

But these rights are being denied to many by criminals who do not hesitate to use violence to achieve their goals. However, we say to you all: Do not despair. Together we can root out crime from our communities."



german cooperation
DEUTSCHE ZUSAMMENARBEIT

giz